



Janseva Shikshan Mandal's

Shantarambhou Gholap Arts, Science and Gotirambhou Pawar Commerce College, Shivle.

2.7 Student Satisfaction Survey

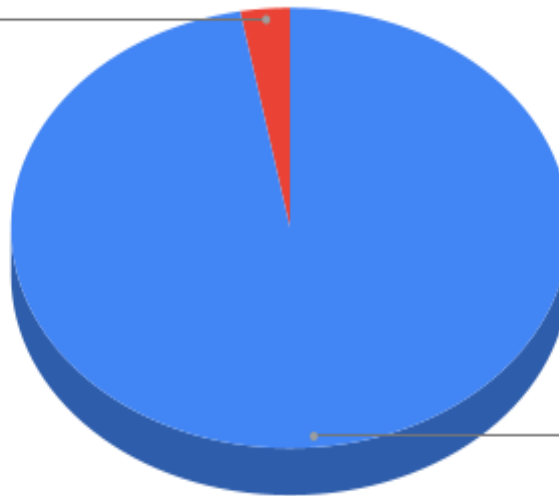
(ACADEMIC YEAR -2021-22)

2.7.1 Student Satisfaction Survey (SSS) on overall institutional performance (Institution may design its own questionnaire) (results and details need to be provided as a web link)

A) Please confirm this is the first and only time you answer this survey

No

2.9%



Yes

97.1%

1. How much of the syllabus was covered in the class?

1 – 30 to 54%

2.9%

2 – 55 to 69%

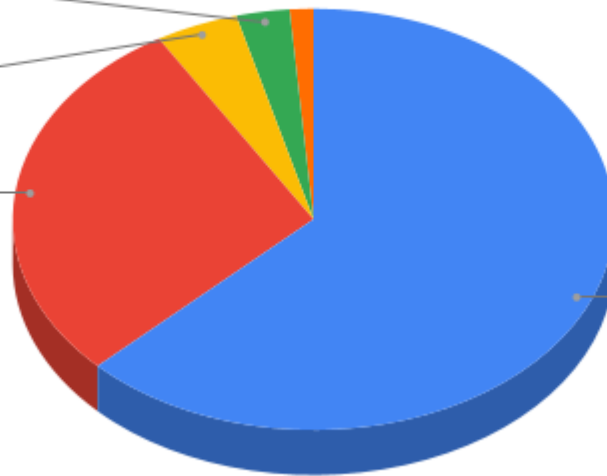
4.5%

3 – 70 to 84%

28.7%

4 – 85 to 100%

62.7%



2. How well did the teachers prepare for the classes?

1 – Indifferently

1.9%

2 – Poorly

9.2%

0 – Won't teach at

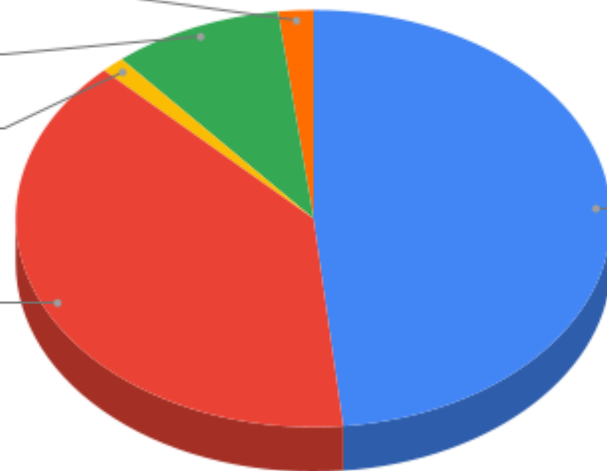
1.3%

3 – Satisfactorily

48.4%

4 – Thoroughly

39.2%



3. How well were the teachers able to communicate?

1 – Generally

2.2%

2 – Just

6.4%

3 – Sometimes

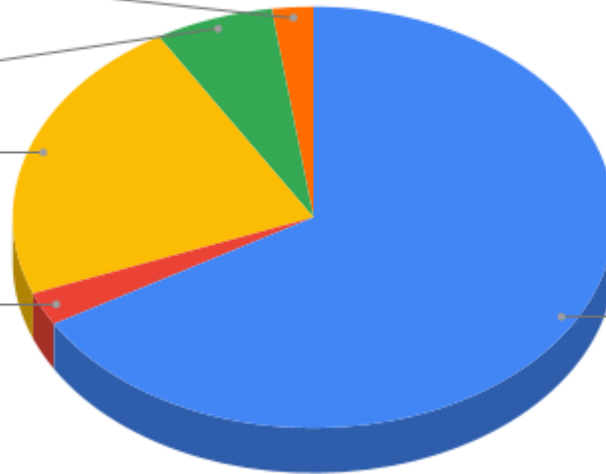
22.3%

0 – Very poor

2.5%

4 – Always

66.6%



4. The teacher's approach to teaching can best be described as

1 – Fair

1.9%

3 – Very good

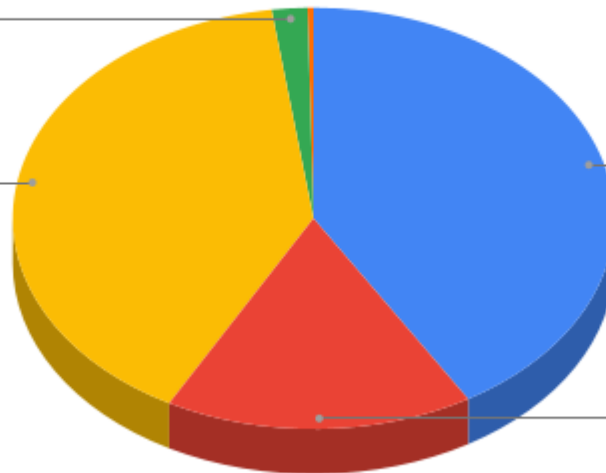
39.8%

4 – Excellent

41.4%

2 – Good

16.6%



5. Fairness of the internal evaluation process by the teachers.

0– Unfair

1.9%

2 – Sometimes

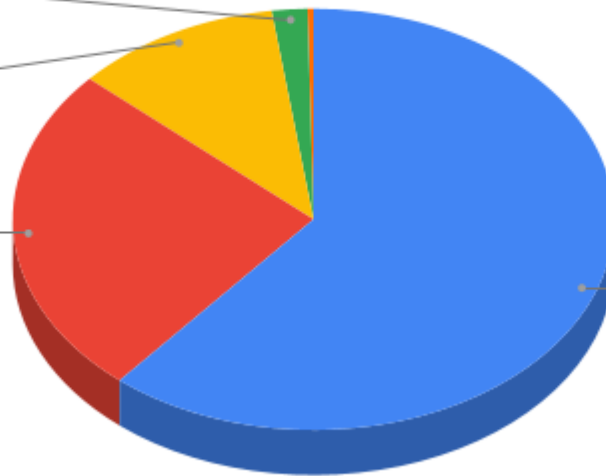
11.1%

3 – Usually fair

25.5%

4 – Always fair

61.1%



6. Was your performance in assignments discussed with you?

0– Never

1.3%

3 – Usually

17.5%

1 – Rarely

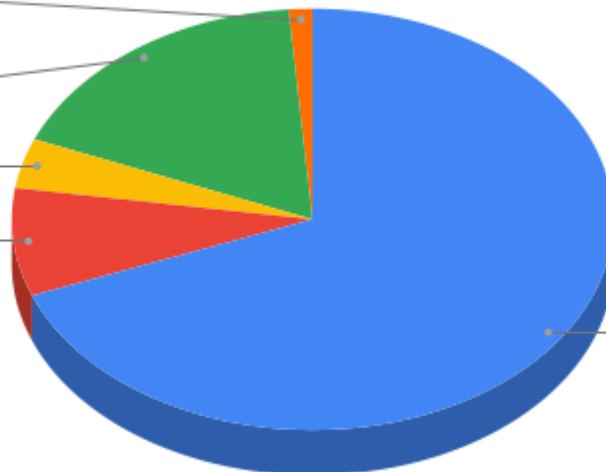
3.8%

2 –

8.3%

4 – Every time

69.1%



7. The institute takes active interest in promoting internship, student exchange, field visit opportunities for students.

0 – Never

3.8%

1 – Rarely

3.5%

3 – Often

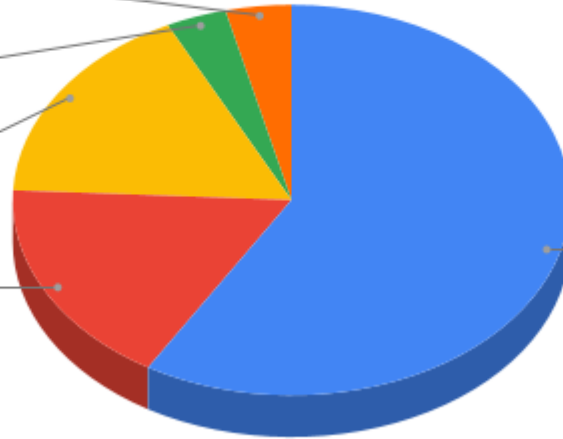
16.9%

2 – Sometimes

17.2%

4 – Regularly

58.6%



8. The teaching and mentoring process in your institution facilitates you in cognitive, social and emotional growth

1 – Marginally

3.8%

2 – Moderately

5.4%

0 – Not at all

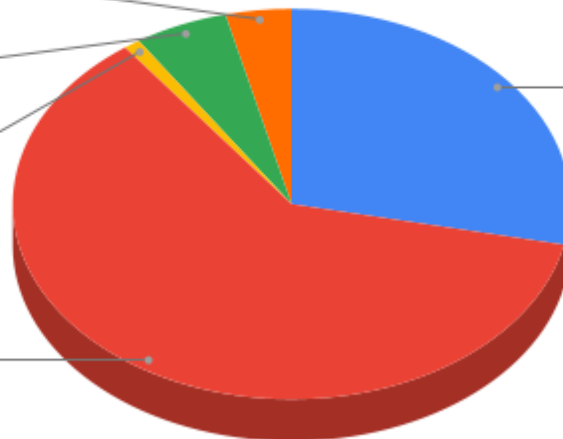
1.0%

3 – Very well

61.5%

4 – Significantly

28.3%



9. The institution provides multiple opportunities to learn and grow.

1 – Disagree

1.9%

2 – Neutral

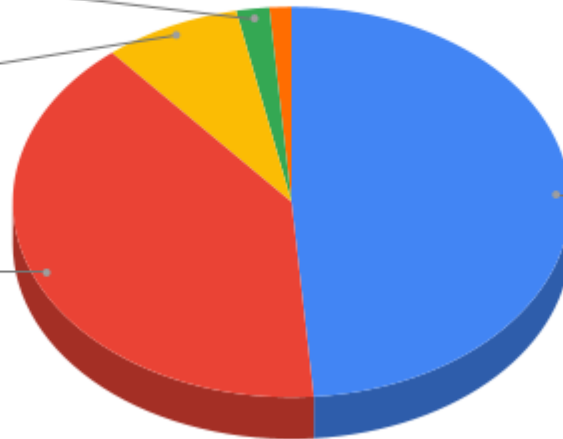
8.0%

4 – Strongly agree

40.1%

3 – Agree

48.7%



10. Teachers inform you about your expected competencies, course outcomes and programme outcomes.

1 – Rarely

2.9%

0 – Never

2.2%

2 –

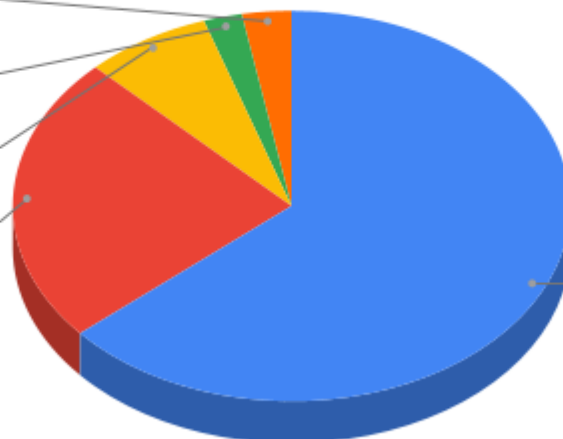
7.3%

3 – Usually

23.9%

4 – Every time

63.7%



11. Your mentor does a necessary follow-up with an assigned task to you.

0 – I don't have a

2.5%

1 – Rarely

2.2%

2 –

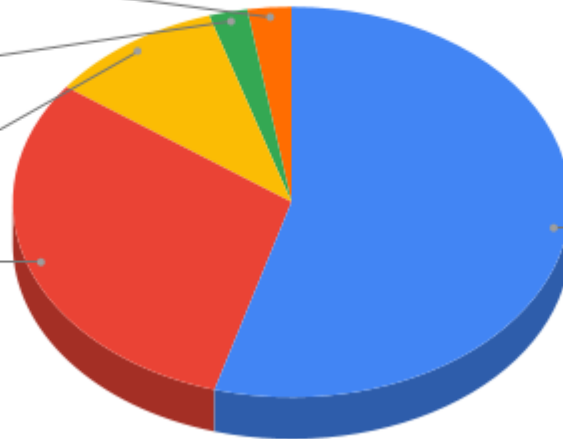
10.2%

3 – Usually

30.6%

4 – Every time

54.5%



12. The teachers illustrate the concepts through examples and applications.

1 – Rarely

2.9%

2 –

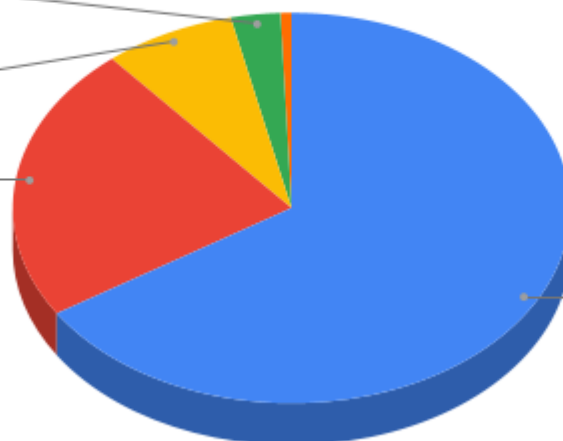
7.6%

3 – Usually

22.9%

4 – Every time

65.9%



13. The teachers identify your strengths and encourage you with providing right level of challenges.

0– Unable to

0.6%

1 – Slightly

3.5%

2 – Partially

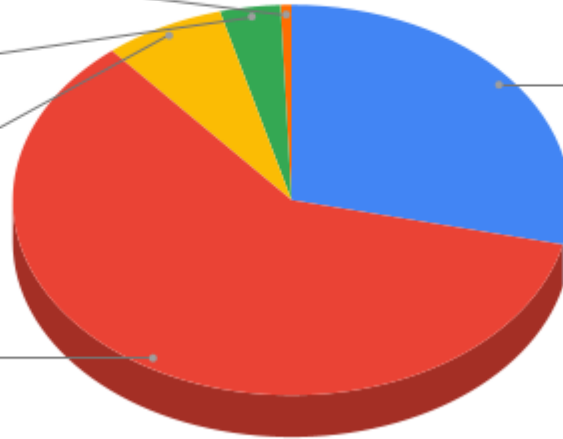
7.0%

4 – Fully

60.2%

3 – Reasonably

28.7%



14. Teachers are able to identify your weaknesses and help you to overcome them.

1 – Rarely

1.6%

0 – Never

3.5%

2 –

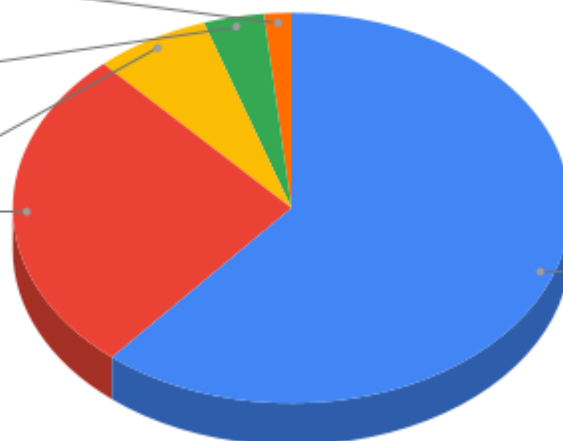
6.7%

3 – Usually

27.1%

4 – Every time

61.1%



15. The institution makes effort to engage students in the monitoring, review and continuous quality improvement of the

1 – Disagree

1.9%

2 – Neutral

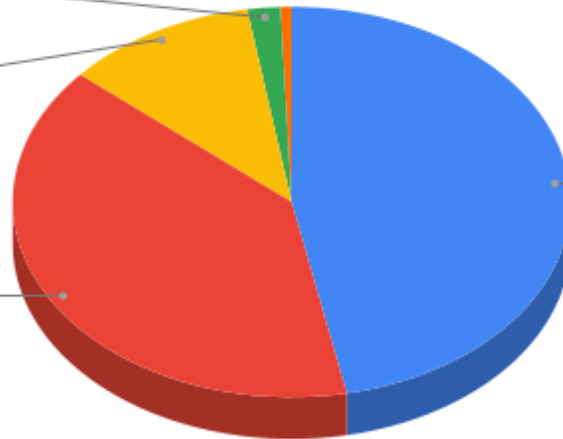
11.1%

4 – Strongly agree

39.5%

3 – Agree

46.8%



16. The institute/ teachers use student centric methods, such as experiential learning, participative learning and problem solving

0 – Not at all

1.3%

1 – Very little

6.1%

2 – Some what

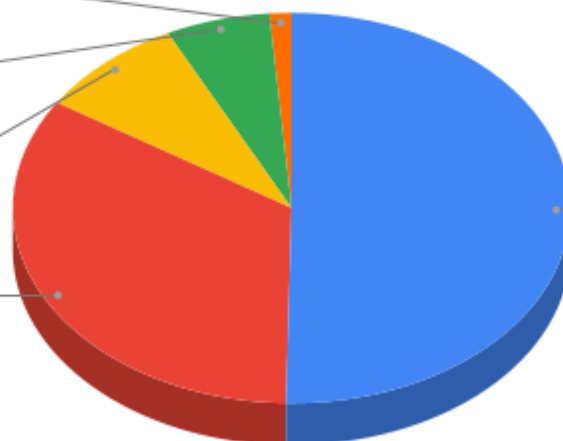
8.6%

3 – Moderate

33.8%

4 – To a great

50.3%



17. Teachers encourage you to participate in extracurricular activities.

1 – Disagree

1.9%

2 – Neutral

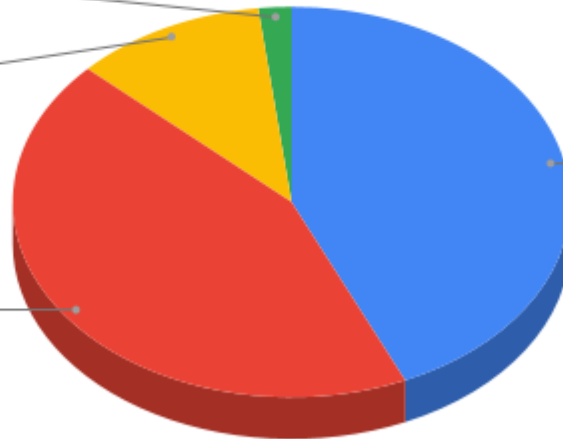
11.1%

3 – Agree

43.6%

4 – Strongly agree

43.3%



18. Efforts are made by the institute/ teachers to inculcate soft skills, life skills and employ ability skills to make you ready for

0 – Not at all

2.5%

1 – Very little

4.5%

2 – Some what

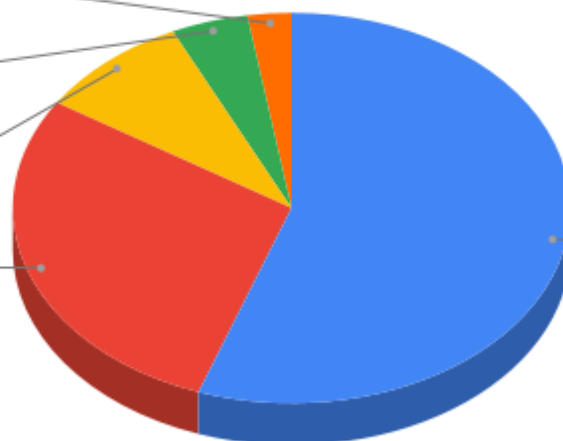
8.9%

3 – Moderate

28.7%

4 – To a great

55.4%



19. What percentage of teachers use ICT tools such as LCD projector, Multimedia, etc. while teaching

0 – Below 29%

6.7%

1 – 30 – 49%

3.2%

4 – Above 90%

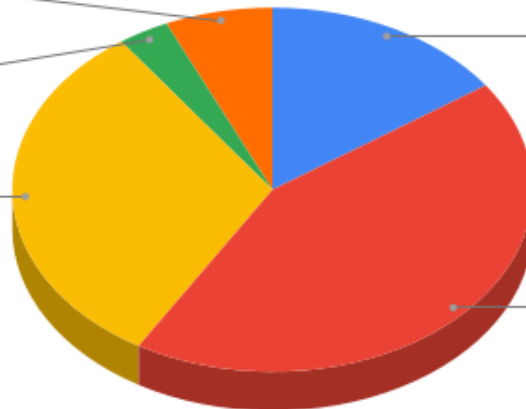
31.5%

2 – 50 – 69%

15.3%

3 – 70 – 89%

43.3%



20. The overall quality of teaching-learning process in your institute is very good.

1 – Disagree

1.6%

2 – Neutral

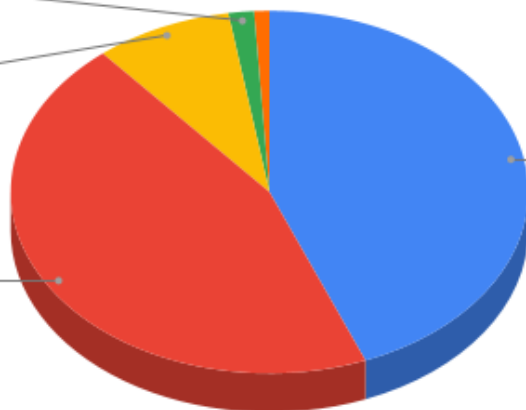
8.6%

4 – Strongly agree

44.9%

3 – Agree

43.9%



[Signature]
I/c PRINCIPAL
 Janseva Shikshan Mandal's
 Shantarambhai Gholap Arts, Science &
 Gotirambhai Pawar Commerce Collage
 Shivle, Tal-Murbad, Dist-Thane-421 401